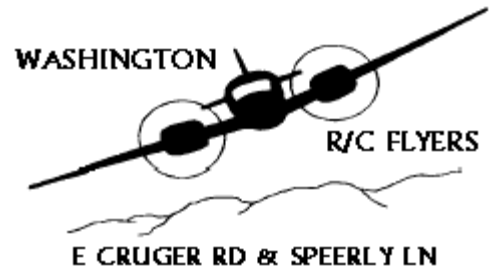



Washington R/C Flyers Newsletter



September 2006

www.washingtonrcflyers.com

Next Meeting



Our next meeting will be at 7pm at the flying field on Tuesday, September 12.

Mow Schedule



September

1 Jim Degenhart
5, 8 Paul Cobb / Dick Franzen
12, 15 Kevin Duncan / Steve Grob
19, 22 Doug Jaegle / Mike Kapraun
26, 29 T J Klise / Vern Mall

October

3, 6 Ken McGowan / Brian Miller
10, 13 Mark Reeves/ Larry Roberts
17, 20 Larry Russell / Wally Walwer
24, 27 Dave Skinner / Bob Warner

Mowing Guidelines are posted at the field in the shed near the schedule and the grease board.

Safety Update

When there are multiple airplanes in flight, they all should be flying the same pattern. The decision on

flying a right traffic pattern or a left traffic pattern should be made by observing the wind sock. If the wind sock is pointing anywhere in the southern half of the circle, then a left traffic pattern should be used. Conversely, if the wind sock is pointing anywhere in the northern half of the circle, then a right traffic pattern should be used. If the wind is perfectly calm (very rare) then the first airplane to fly establishes right or left traffic. All other airplanes will fly the same pattern as the first airplane. If you are ready for takeoff and have difficulty determining which pattern is being flown, then you should ask the pilot(s) who are currently flying which pattern is being used.

From the Presidents Hangar

It is time to be considering a slate of officers for the year 2007. As per the constitution, the officers will be nominated at the regular October meeting and the actual election will be at the November meeting. This election is probably the most important thing that the membership does each year and should not be taken lightly. If you haven't thought about running for an office, now is a good time to have it under consideration. Nothing is healthier for a club than

President	Vern Mall
Vice President	Wally Walwer
Sec./Treasurer	Jim Martin
Newsletter Editor	Steve Grob
Safety & Rules Committee	Bryan Miller
Maint. & Grounds Committee	John Bremenkamp
Events Committee	TJ Klise
Social & Education Committee	Kayton Heavrin
Site Committee	Paul Cobb

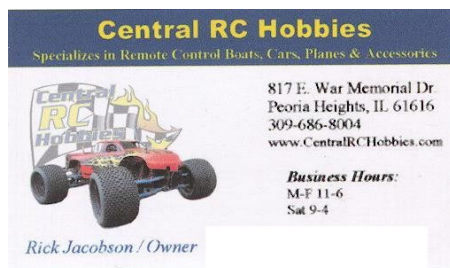
to have an "election". In other words, two or more members running for each office. If you are considering running, it is very important that you read the constitution and by-laws, the safety rules, and the lease agreement. These documents are all available on the club web site in the "Members Only" section. Also before nominating someone for an office, it is your duty to speak with this person to see if he or she is willing to serve in the capacity that you are nominating him or her for. In other words, do not nominate anyone in the "blind", this can be embarrassing for the nominee and for you should the nominee decline. -Vern

Golden Nugget

During the Safety discussion of each monthly membership meeting there will be a request for contributions to this topic. (Continued on next page)

Golden Nugget Continued

If you have recently had an unfortunate mishap with an aircraft and have constructive comments on what the contributing factors were to the mishap or how the mishap could have been avoided, then this would be the place to share those comments. You can air your comments at the monthly membership meeting or send them via email to the Newsletter Editor and they will appear in this column. The objective of this column is to share experiences with your fellow members so that they can avoid the same problem. Hopefully, this will result in a safer flying environment at our Club.



Central RC Hobbies
Specializes in Remote Control Boats, Cars, Planes & Accessories

817 E. War Memorial Dr.
Peoria Heights, IL 61616
309-686-8004
www.CentralRCHobbies.com

Business Hours:
M-F 11-6
Sat 9-4

Rick Jacobson / Owner

Open House

The 2006 WRCF Open House will be held on Saturday September 16 from 1pm to 5pm. We would like to have as many members present as possible with airplanes to fly so we can put on a good demonstration of our sport. Invitations will be sent to area businesses and the other R/C Clubs much the same as last year along with AMA District VI Vice President Charlie Bauer. Here is the District VI website:
<http://www.cs.iit.edu/~amadist6/>
The general public is also invited and cookies and refreshments will be served. Feel free to make copies and distribute the flyer attached to this Newsletter. If you bring an

airplane, please make an effort to explain how it works to the guests. Strike up a conversation and ask them if they have any questions. Our objective is to demonstrate what our sport is all about.

Edwards 2005

Even though these photos are a year old, they are worth looking at. If you want to see some great photos of awesome airplanes, just click on the following link:
<http://www.richard-seaman.com/Aircraft/AirShows/Edwards2005/Highlights/index.html>
(Submitted by Don Pyles)

Osh Kosh 2006

Have you ever wondered what it is like to fly your own classic airplane to the Osh Kosh Experimental Aircraft Association Convention? This is a great photo story:
<http://silvairehair2.home.comcast.net/072806/>
(Submitted by Marian Scopa)

J3 Cub In-Flight Starting Procedure



Don't try this at home.

Tips & Tricks

Fixing Holes

Fixing fiberglass cracks or filling holes and missing sections on

airplane parts such as cowls are not hard to do. Clean the part well. Patch the area with masking or electrical tape on the outside surface. Cut fiberglass cloth to fit the inside area and a second patch slightly larger to overlap. Coat the inside of the tape with epoxy and layer the patches. When the epoxy cures, remove the tape and the repair will have nearly the shape of the original.

—Ernie Lee via the Web

Keep Connected

To prevent electrical connections (such as servo wires connected to a servo connection inside of a wing panel) from coming apart, place a short piece of heat shrink tubing around the connections and then apply heat to the shrink tubing. This will ensure a connection that will not come apart.

—Gordie McCann via the Web
both from Odessa Propbusters,
Odessa TX

Working With Carbon Fiber or Fiberglass

You may have noticed that your tools do not last very long when sanding or filing carbon fiber or fiberglass. Even the best hardened tools will loose their edges when working with these materials. One trick I have found is to use a metal cutoff bit in my high-speed motor tool, but instead of using it at high speeds, I use it at low speed. I do not want to melt the resin as it will just wreck the bit. High-speed tools are great for many tasks, but when it comes to carbon fiber or fiberglass, I prefer to use these tools in the slowest setting possible. (Continued on next page)

Tips & Tricks Continued

Carbon fiber and fiberglass are great lightweight products used throughout our hobby. Sometime we may not even realize that we are working with these products since many airplanes are made of balsa and have a shrink-like covering, such as MonoKote or UltraKote. Many of the airplane's motor mounts are made of a plastic material which in many cases is carbon fiber. Carbon fiber and fiberglass can be deadly if inhaled. These materials can not be dissolved by the body and will remain in your lungs. The body will try to rid itself of this foreign material and can cause respiratory problems and possible death.

When drilling, filing, or sanding anything that looks as though it is made of plastic, carbon fiber, or fiberglass, it is always best to wear a good mask that will filter out the very small particles you will be producing. The best mask you can buy and one that uses a carbon filter and has a good, tight fit is the one you should use.

You should also wear some sort of eye protection because removing fiberglass dust or particles from your eyes will not be a pleasant or easy task.

—from the Batavia RC Flying Club Web site, Batavia NY



Quote

A second childhood would be a lot more fun if we didn't have to do it in a first body!

-Anonymous

Agenda

Washington R/C Flyers
Washington R/C Field
September 12, 2006

"The will of the members will propel the Club forward!"

Welcome & Pledge	Vern Mall
Roll Call	Jim Martin
Quorum	Jim Martin
Financial Report	Jim Martin
Guests	1 st time?
	2 nd time? Larry Speerly

From this point on: Please stand to be acknowledged, and when addressing the membership.

Officers Comments	Wally Walwer - Jim Martin - Steve Grob
-------------------	--

Safety Update	Bryan Miller
---------------	--------------

Old Business Item

1	Event Attendance (Web Page)	Bryan Miller
2	Events for 2006	TJ Klise
3	Field Report	John Bremenkamp

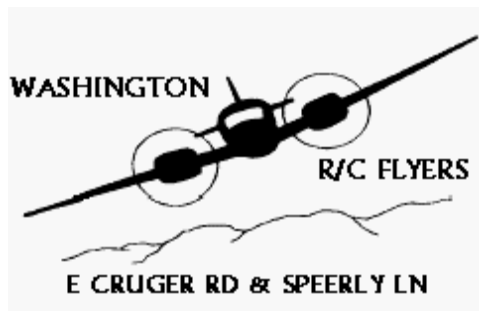
New Business

Item

1	Shelter completion	Vern Mall
2	Vandalism	Vern Mall
3	Other new business	?????

Entertain motion to adjourn

Show & Tell



<http://www.washingtonrcflyers.com/>

Open House
September 16, 2006
1:00 to 5:00 PM

History

The club is in its 16th year of existence. It was formerly named Summit Valley R/C Flyers and located at the foot of Summit Street which is below the Farmdale Dam in East Peoria. Due to the construction of a new residence, the club vacated this site as the residence would be in the flight pattern and against club safety rules. The new home of Washington R/C Flyers is leased from the City of Washington and located on East Cruger Road and .8 miles East of Dieble Road.

Purpose

The club is dedicated to the building and flying of radio controlled air craft, the promotion of model making and the sport of flying to all interested groups or individuals.

Community Service

Club members have given demonstrations to Boy Scout troops, pre-school classes, Caterpillar sponsored continuing education program, the Prarie Air Show, the Morton Fire Dept open house, Washington Public Library, and numerous individuals who stop at the flying field just to see airplanes fly.

Membership

To become a member of the club, requires the individual to have an interest in model building and or flying, be a member of the Academy of Model Aeronautics, attend two club membership meetings and payment of dues. There is no initiation fee.