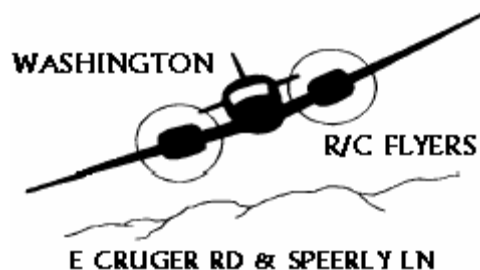


Washington R/C Flyers Newsletter




November 2006

www.washingtonrcflyers.com

Next Meeting

Our next meeting will be at
7pm at Katie's
Restaurant on
Tuesday,
November 14th



Mow Schedule



Hooray! Mowing is done for 2006! Thanks to all the members who mowed and especially to John Bremenkamp who is the Maintenance and Grounds Committee Chairman. John put in a lot of time and effort this year making sure the field was in the best shape possible for all of us to fly on. He even called many of us to remind us that it was our turn to mow. It is absolutely amazing how far our field has come in one year. Yes, there are still some small bare spots but they should fill in during the next 12 months.

Safety Update

Do not use WD-40 on your antenna or anywhere on your transmitter. It is said to have detrimental effects.

From the Presidents Hangar

It is November already! Included this month are two important holidays, Veterans Day and Thanksgiving Day. Actually they go hand in hand. We are thankful for all of the men and women who have served their county and us, by serving in the past, present and future in the armed forces so that we may be free! Freedom has its price just like most things do and some of our military have paid the ultimate price by giving their lives. We give thanks to each of these people when we recite the "Pledge of Allegiance" at each meeting. Thanksgiving Day is a time for family and friends to reflect upon the past and to give thanks for all of the blessings we have received during the past year. As members of a great flying club, we have much to be thankful for. Just think back over the past year and you will know what I mean.

Vern

Officers Election

The November meeting is the time to vote for the persons of your choice for the officers who will guide you during the year of 2007. The people nominated at last months meeting are: President - Bryan Miller, Vice President -

President	Vern Mall
Vice President	Wally Walwer
Sec./Treasurer	Jim Martin
Newsletter Editor	Steve Grob
Safety & Rules Committee	Bryan Miller
Maint. & Grounds Committee	John Bremenkamp
Events Committee	TJ Klise
Social & Education Committee	Kayton Heavrin
Site Committee	Paul Cobb

Tom Clark, Secretary/Treasurer - Mark Reeves and Newsletter Editor - John Bremenkamp. Official ballots have been made and there is a spot under each office for a "write in". So if you are interested in running for one of the above offices, the next week or so would be a good time to gather support as a write in candidate. If you are not able to attend this very important meeting, the Constitution provides for an absentee vote. You may do this by e-mailing one of the present officers, who will print your e-mail and cast your vote for you.

Annual WRCF

Banquet

At the October meeting it was decided that the January 9th banquet will be held at Katy's Restaurant in Washington. No alcohol is served at Katy's.

PRCM Visit.

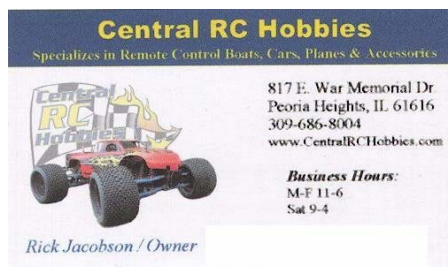
Terry Beachler attended the WRCF October membership meeting. On behalf of the PRCM Club Terry expressed thanks for the invitation for their members to fly at the WRCF field during the PRCM field relocation effort. Terry said they have a couple of possibilities for a new field location but the Peoria Park district has the most potential. Remember, if you see a PRCM member flying at the WRCF field, introduce yourself and make them feel welcome.

Aviation Masterpieces

If you like to look at beautiful airplane photos, check out this link:

[Chino Airshow](#)

Isn't that Corsair AWESOME?



B29 Surprise

Make sure you watch this video submitted by Paul Cobb all the way to the end. There are plenty of surprises!

[B29 Surprise](#)

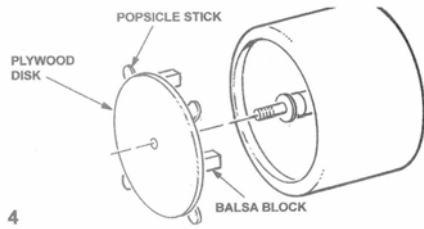
Centering Your Cowl

Tom Clark submits this original write-up that came out of the September 2006 RC Report magazine. Jim Wilkinson, of Panama City, FL, uses this method to center radial cowls. Measure the diameter of the inside of the cowl, and cut a 3/32" plywood disk to that diameter. Then drill a hole

in the center, sized to match the engine crankshaft. Glue balsa blocks on the back of the circle, even with the outside edges, long enough to fit the depth of the opening. Glue Popsicle sticks, in between the balsa blocks, extending out over the front edge of the cowl. This provides a safe clearance for the prop and also adjusts for any offset of the engine. The balsa blocks keep the ring centered and the Popsicle sticks establish the distance from the front surface of the cowl to the front of the propeller hub on the engine. If more clearance is desired, use thicker wood in place of the Popsicle sticks. Using this technique, the cowl opening will be centered on the crankshaft, even if the engine has various thrusts. The cowl may be angled somewhat, relative to the airplane, if the engine is centered on the firewall and has right or down thrust. Ideally, the motor mount is offset (from center) and the thrusts are built into the firewall, which would put the crankshaft back in the center of the opening when the cowl is straight on the plane. Put a prop on the crankshaft to hold the centering device, or tape it in place on the cowl. When lined up, you can attach your cowl to the fuselage and it will be perfectly centered on the crankshaft. If the cowl is already installed, this device could also be used to locate the motor mount for drilling. These are my modifications: This method can be used to center cowls on the engine, where the spinner will cover the cowl opening. Cut a piece of 3/32" plywood or hard balsa to exactly match the diameter of the spinner back plate. Then drill a hole in the center, sized to match the engine

crankshaft. Draw two circles centered on this disk: the first one the diameter of the inside of the cowl opening for the engine crankshaft, the second the diameter of the engine drive washer. The added blocks and sticks must remain outside of the engine drive washer circle to allow clearance for installation on the engine. Glue four balsa blocks evenly around the cowl opening circle that you have drawn on the back of the disk. The blocks go just on the inside of the circle. Check to see that the disk fits snugly inside the cowl opening and is centered where you want it on the cowl. Adjust if necessary. Also place it on the crankshaft and make sure it clears the drive washer and the rest of the engine. Once that has been completed, glue four Popsicle sticks (or balsa sticks) in between the original balsa blocks and extending beyond the diameter of the disk for a half-inch or so. The thickness of the sticks will determine the spacing of the cowl from the back plate assuming that your spinner's back plate is flat. If your back plate has a recess for the drive washer, then make the thickness of the sticks the depth of the recess plus the amount of spacing you want. Slip the cowl on the fuse, install your fixture on the engine crankshaft and tighten in place against the drive washer, slide the cowl forward over the balsa blocks and tight against the sticks. The balsa blocks will center the cowl on the engine and the sticks will provide the correct spacing. Check everything over carefully – the disk was made the same diameter as your back plate so can see how the cowl will center on the spinner – and attach your cowl.

Centering Your Cowl Continued



Quote

"You get the best out of others when you give the best of yourself."

- Harry Firestone

Sample Ballot

Here is a sample ballot for the 2007 WRCF Officers elections to be held at the November membership meeting.

Official Ballot WR/CF 2006

President

Bryan Miller

Vice President

Tom Clark

Sec/Treasurer

Mark Reeves

Newsletter Editor

John Bremenkamp

Agenda

Washington R/C Flyers

Katie's Cafe

November 14, 2006

"The will of the members will propel the Club forward!"

Welcome & Pledge	Vern Mall
Roll Call	Jim Martin
Quorum	Jim Martin
Financial Report	Jim Martin
Guests	1 st time ?
	2 nd time ? Larry Speerly, David Lee, & Allen Ponto

From this point on: Please stand to be acknowledged, and when addressing the membership.

Officers Comments	Wally Walwer - Jim Martin - Steve Grob
-------------------	--

Safety Update	Bryan Miller
---------------	--------------

Old Business

Item

1	Events for 2006	Kayton Heavrin
2	Field Report	John Bremenkamp
3	Other Old Business	????

New Business

Item

1	Officer Elections	Vern Mall
2	Other New Business	?????

Entertain motion to adjourn

Show & Tell